


Petite Profile

SERIES RPT LED

- Slim, trim, and easy to conceal contour of continuous light
- Custom lengths manufactured to the inch nearest 1/4 inch
- 12v DC for economical power use
 - 50,000 hour average lifetime
- Completely dimmable light system
 - Dimmable and Non-Dimmable drivers are available
 - Drivers are installed remotely with secondary wiring running back to the light locations.
- Housing/Lens is clear polycarbonate plastic
- Can be mounted with VHB tape or silicone adhesive
- UL 94-VO flammability rated
- Lead wires are 18", unless ordered longer
- Maximum fixture length is 16 feet
- **IP67 Rated**
- **Suitable for installation in the storage area of a clothes closet**

The RPT Petite is our smallest profile fixture. This little package is an excellent choice for the narrowest of concealed light source requirement, such as stairway lighting, base lighting, shelf lighting. It is also our most flexible profile for challenging curved applications.



ACTUAL SIZE



WINE DISPLAY:



RPT - 24 - 2700K - 120/m - 4.8w/m - 91" - CL

Fixture Type	Voltage	Color	LED/m	Watts/m	Length	Lens
--------------	---------	-------	-------	---------	--------	------

*RPT series offered in Clear tube only



Standard (12vdc) LED options *Great for circuits requiring up to 60w.

CCT/COLOR	LED/M	LED SPACING	POWER CONSUMPTION	LUMEN OUTPUT +/- 10%	CRI
2400K	60	.66"	2.6w/ft - 8.5w/m	205/ft - 683/m	80+
2700K	60	.66"	2.6w/ft - 8.5w/m	183/ft - 611/m	80+
3000K	60	.66"	2.6w/ft - 8.5w/m	188/ft - 628/m	80+
4000K	60	.66"	2.6w/ft - 8.5w/m	212/ft - 708/m	80+

Standard (24vdc) LED options *Great for circuits requiring up to 96w.

CCT/COLOR	LED/M	LED SPACING	POWER CONSUMPTION	LUMEN OUTPUT +/- 10%	CRI
2700K	120	.33"	1.44/ft - 4.8w/m	114/ft - 380/m	90+
2700K	120	.33"	2.88w/ft - 9.6w/m	204/ft - 680/m	90+
3000K	120	.33"	1.44/ft - 4.8w/m	120/ft - 400/m	90+
3000K	120	.33"	2.88w/ft - 9.6w/m	210/ft - 700/m	90+
4000K	120	.33"	1.44/ft - 4.8w/m	129/ft - 430/m	90+
4000K	120	.33"	2.88w/ft - 9.6w/m	222/ft - 740/m	90+

COB (24vdc) LED options *Great for circuits requiring up to 96w.

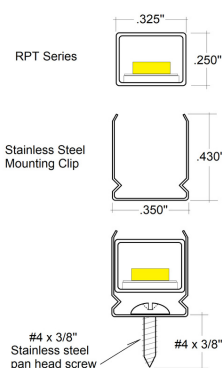

CCT/COLOR	LED/M	LED SPACING	POWER CONSUMPTION	LUMEN OUTPUT +/- 10%	CRI
2700K	528	COB	3w/ft - 10w/m	269/ft - 900/m	90+
3000K	528	COB	3w/ft - 10w/m	284/ft - 950/m	90+
4000K	528	COB	3w/ft - 10w/m	299/ft - 1000/m	90+

COB LED Eliminates the Visual Dots by using close LED spacing and uniform diffused linear LED cover

SERIES RPT LED

RPT SERIES MOUNTING CLIP

ACTUAL SIZE



Custom fabricated fixtures are manufactured to the exact dimension required. Each LED fixture is built with standard 18" lead wires from one end.

Please consult with an RSL representative for solutions on extra-long lengths.

